



Project Fast-Track Cities

HIV EPIDEMIOLOGICAL SHEETS OF THE YAOUNDE CITY COUNCILS IN 2021



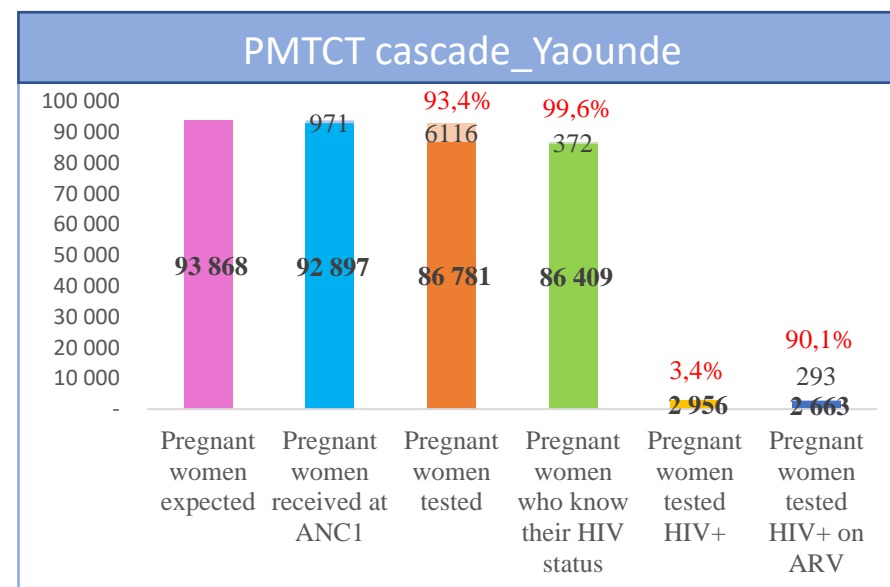
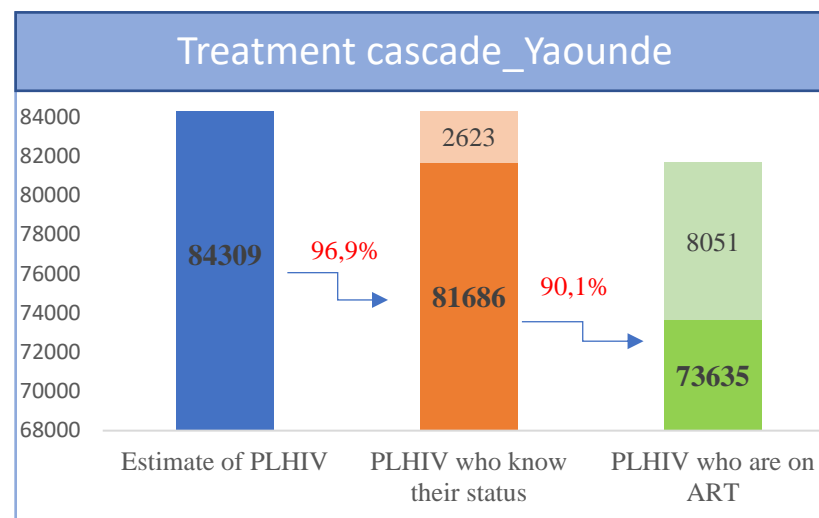
SUMMARY

1. HIV EPIDEMIOLOGICAL SHEET FOR THE CITY OF YAOUNDE.....	1
2. HIV EPIDEMIOLOGICAL SHEET OF THE YAOUNDE I COUNCIL.....	1
3. HIV EPIDEMIOLOGICAL SHEET OF THE YAOUNDE II COUNCIL	1
4. HIV EPIDEMIOLOGICAL SHEET OF THE YAOUNDE III COUNCIL.....	1
5. HIV EPIDEMIOLOGICAL SHEET OF THE YAOUNDE IV COUNCIL	1
6. HIV EPIDEMIOLOGICAL SHEET OF THE YAOUNDE V COUNCIL	1
7. HIV EPIDEMIOLOGICAL SHEET OF THE YAOUNDE VI COUNCIL	1
8. HIV EPIDEMIOLOGICAL SHEET OF THE YAOUNDE VII COUNCIL	1

**HIV EPIDEMIOLOGICAL SHEETS OF THE
YAOUNDE CITY COUNCILS IN 2021**

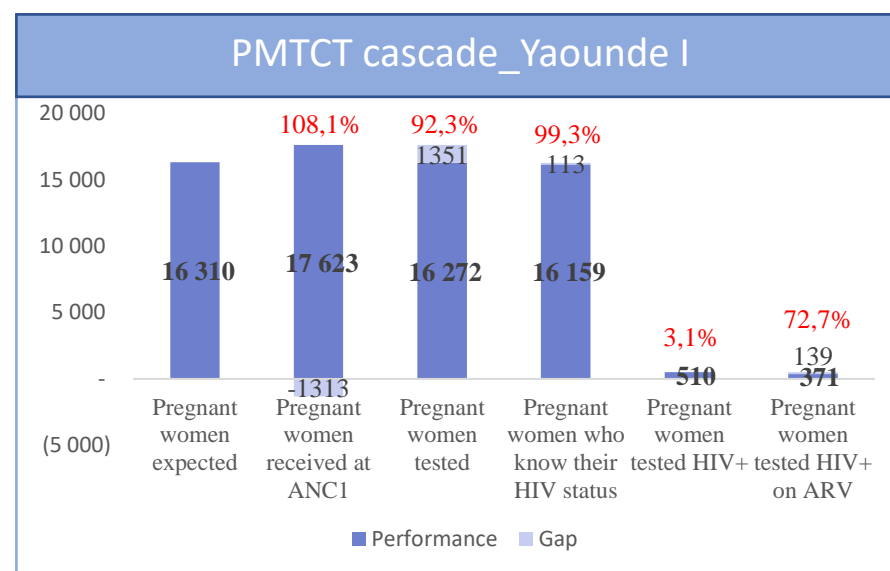
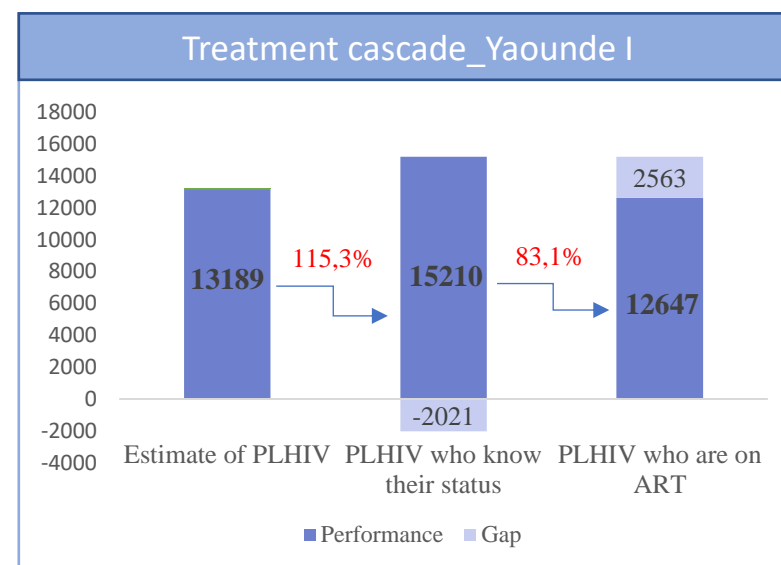
1. HIV EPIDEMIOLOGICAL SHEET FOR THE CITY OF YAOUNDE

City data	Estimates	Data sources
City name	Yaounde	
Year	2021	
Population size in the City	3 443 027	Target populations Ministry of Health 2021
Of Yaounde population, % living in City	12,7	
HIV prevalence (15-49 yrs)	2,4%	DHS 2018
Number of People living with HIV in the City	84 309	Naomi 2021
Of all PLHIV in Yaounde, % living in City	17,1	
Number of youth (15-24 yrs) living with HIV	6 549	Naomi 2021
Number of children (0-14 yrs) living with HIV	4 750	Naomi 2021
Number of new HIV infections (total) per year (latest estimate)	2 032	Naomi 2021
Number of AIDS related deaths (total) per year (latest estimate)	2758	District Estimate Tool 2018



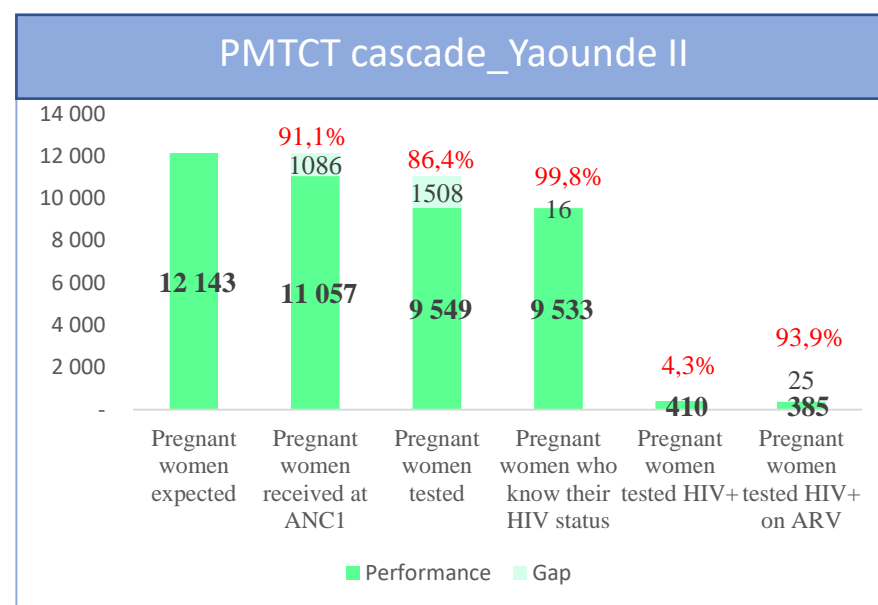
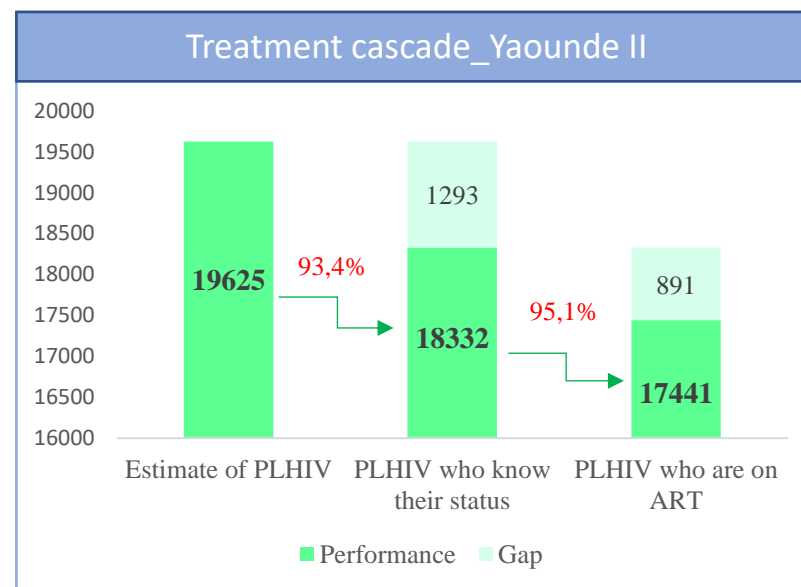
2. HIV EPIDEMIOLOGICAL SHEET OF THE YAOUNDE I COUNCIL

Council data	Estimates	Data sources
Council name	Yaounde I	
Year	2021	
Population size in the Council	512 258	Target populations Ministry of Health 2021
Of Yaounde population, % living in Council	14,9	
HIV seropositivity	5,5%	Routine data 2021
Number of People living with HIV in the Council	13 189	Naomi 2021
Of all PLHIV in Yaounde, % living in Council	14,7	Naomi 2021
Number of youth (15-24 yrs) living with HIV	1 058	Naomi 2021
Number of children (0-14 yrs) living with HIV	581	Naomi 2021
Number of new HIV infections (total) per year (latest estimate)	385	Naomi 2021
Number of AIDS related deaths (total) per year (latest estimate)	405	District Estimate Tool 2018



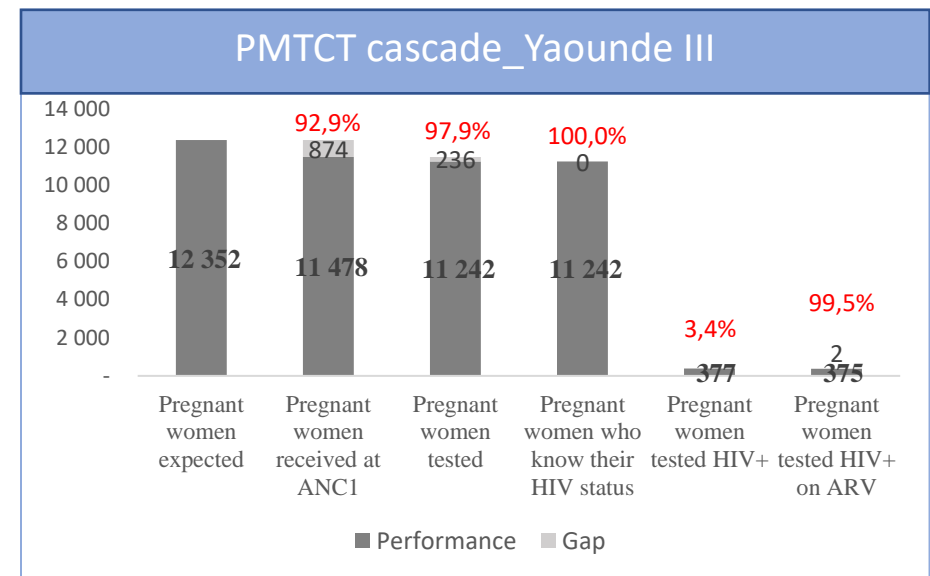
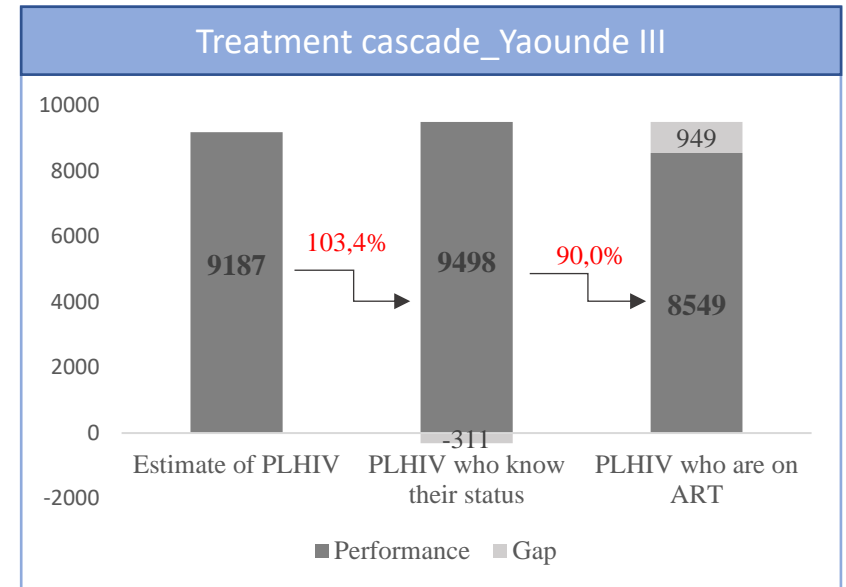
3. HIV EPIDEMIOLOGICAL SHEET OF THE YAOUNDE II COUNCIL

Council data	Estimates	Data sources
Council name	Yaounde II	
Year	2021	
Population size in the council	445 412	Target populations Ministry of Health 2021
Of Yaounde population, % living in Council	12,9	
HIV seropositivity	4,5%	Routine data 2021
Number of People living with HIV in the council	19 625	Naomi 2021
Of all PLHIV in Yaounde, % living in Council	23,3%	Naomi 2021
Number of youth (15-24 yrs) living with HIV	1 434	Naomi 2021
Number of children (0-14 yrs) living with HIV	990	Naomi 2021
Number of new HIV infections (total) per year (latest estimate)	491	Naomi 2021
Number of AIDS related deaths (total) per year (latest estimate)	422	District Estimate Tool 2018



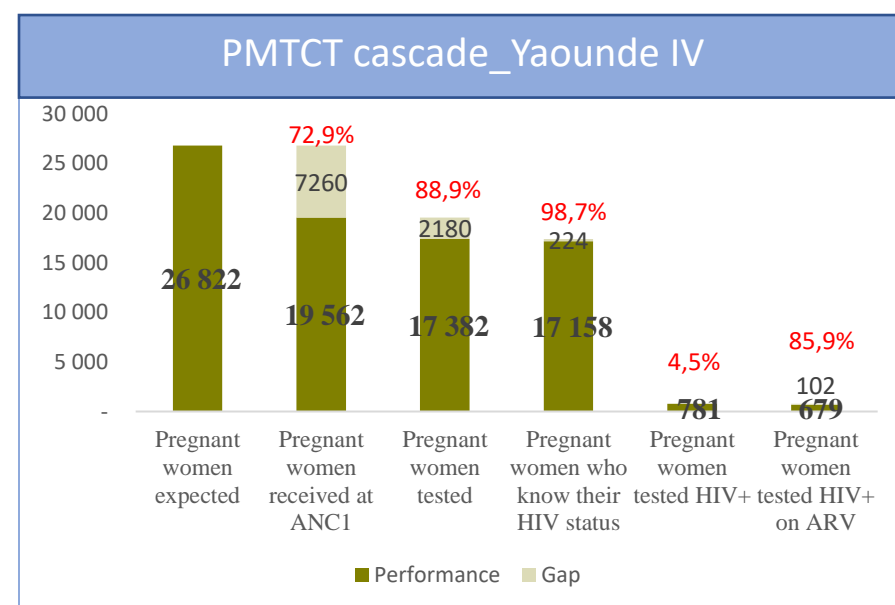
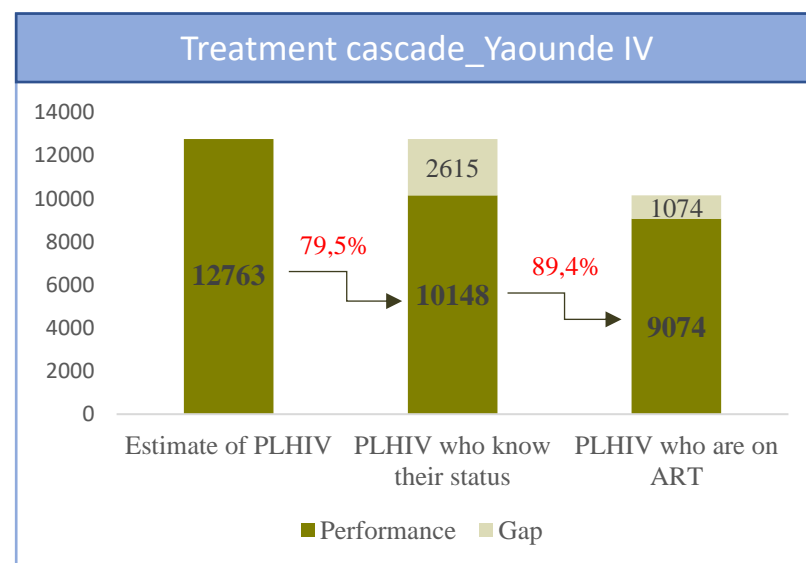
4. HIV EPIDEMIOLOGICAL SHEET OF THE YAOUNDE III COUNCIL

Council data	Estimates	Data sources
Council name	Yaounde III	
Year	2021	
Population size in the Council	453 047	Target populations Ministry of Health 2021
Of Yaounde population, % living in Council	13,2	
HIV seropositivity	6,1%	Routine data 2021
Number of People living with HIV in the Council	9 187	Naomi 2021
Of all PLHIV in Yaounde, % living in Council	10,9%	Naomi 2021
Number of youth (15-24 yrs) living with HIV	653	Naomi 2021
Number of children (0-14 yrs) living with HIV	466	Naomi 2021
Number of new HIV infections (total) per year (latest estimate)	252	Naomi 2021
Number of AIDS related deaths (total) per year (latest estimate)	385	District Estimate Tool 2018



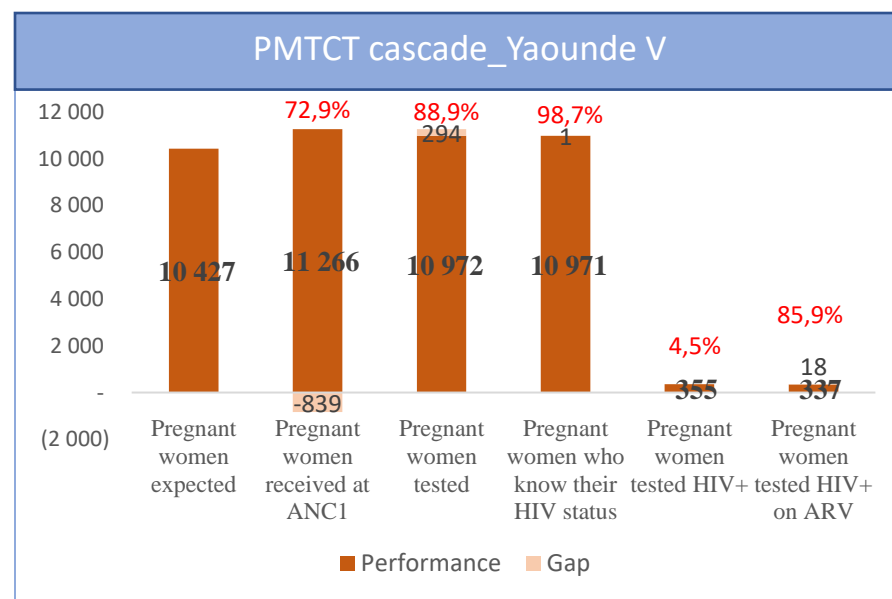
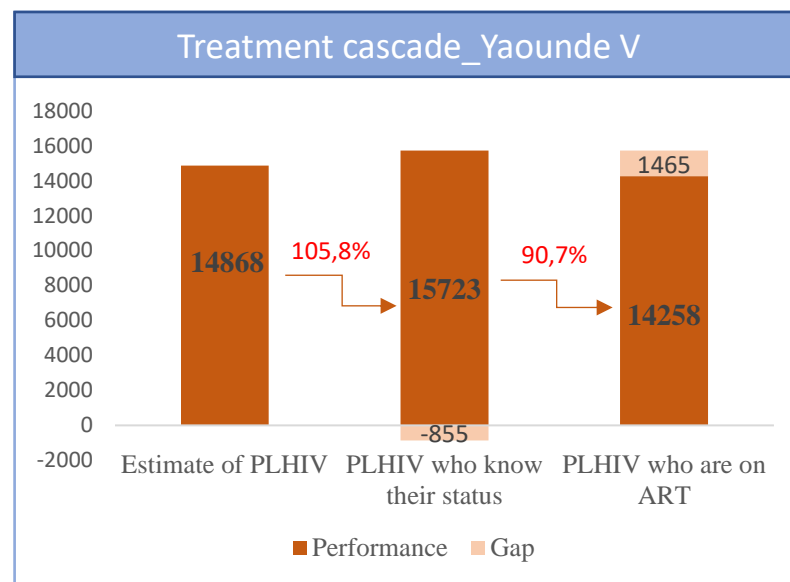
5. HIV EPIDEMIOLOGICAL SHEET OF THE YAOUNDE IV COUNCIL

Council data	Estimates	Data sources
Council name	Yaounde IV	
Year	2021	
Population size in the Council	983 817	Target populations Ministry of Health 2021
Of Yaounde population, % living in Council	28,6	
HIV seropositivity	7,0%	Routine data 2021
Number of People living with HIV in the Council	12 763	Naomi 2021
Of all PLHIV in Yaounde, % living in Council	15,1%	Naomi 2021
Number of youth (15-24 yrs) living with HIV	934	Naomi 2021
Number of children (0-14 yrs) living with HIV	647	Naomi 2021
Number of new HIV infections (total) per year (latest estimate)	366	Naomi 2021
Number of AIDS related deaths (total) per year (latest estimate)	270	District Estimate Tool 2018



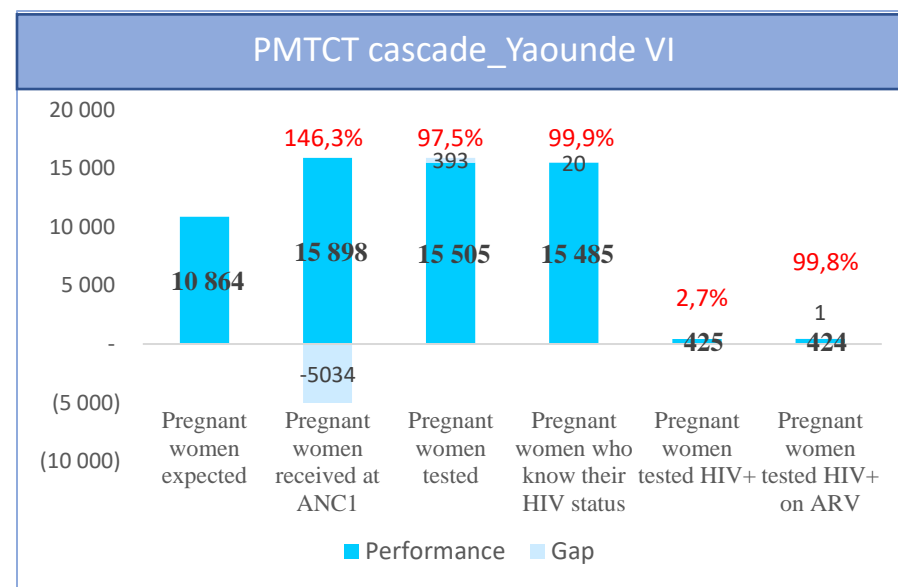
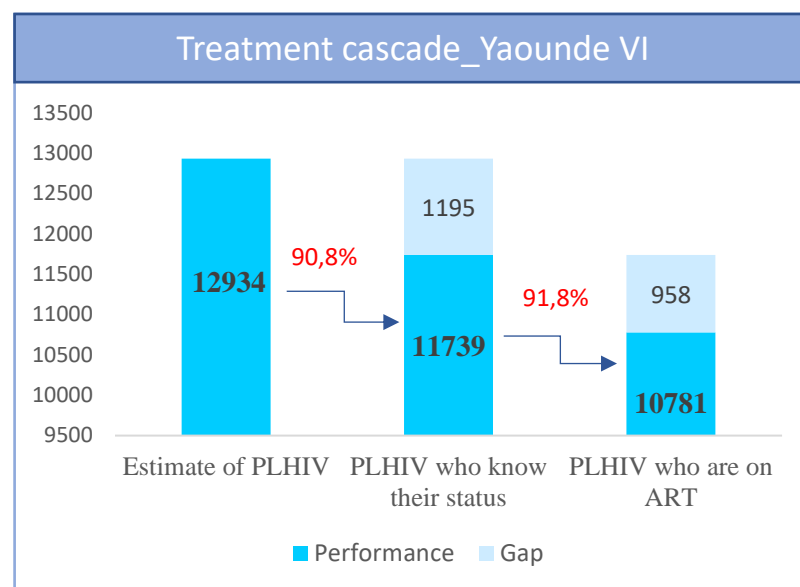
6. HIV EPIDEMIOLOGICAL SHEET OF THE YAOUNDE V COUNCIL

Council data	Estimates	Data sources
Council name	Yaounde V	
Year	2021	
Population size in the Council	468 429	Target populations Ministry of Health 2021
Of Yaounde population, % living in Council	13,6	
HIV seropositivity	3,9%	Routine data 2021
Number of People living with HIV in the Council	14 868	Naomi 2021
Of all PLHIV in Yaounde, % living in Council	17,6%	Naomi 2021
Number of youth (15-24 yrs) living with HIV	956	Naomi 2021
Number of children (0-14 yrs) living with HIV	881	Naomi 2021
Number of new HIV infections (total) per year (latest estimate)	225	Naomi 2021
Number of AIDS related deaths (total) per year (latest estimate)	487	District Estimate Tool 2018



7. HIV EPIDEMIOLOGICAL SHEET OF THE YAOUNDE VI COUNCIL

Council data	Estimates	Data sources
Council name	Yaounde VI	
Year	2021	
Population size in the Council	398 470	Target populations Ministry of Health 2021
Of Yaounde population, % living in Council	11,6	
HIV seropositivity	4,7%	Routine data 2021
Number of People living with HIV in the Council	12 934	Naomi 2021
Of all PLHIV in Yaounde, % living in Council	15,3%	Naomi 2021
Number of youth (15-24 yrs) living with HIV	932	Naomi 2021
Number of children (0-14 yrs) living with HIV	645	Naomi 2021
Number of new HIV infections (total) per year (latest estimate)	275	Naomi 2021
Number of AIDS related deaths (total) per year (latest estimate)	270	District Estimate Tool 2018



8. HIV EPIDEMIOLOGICAL SHEET OF THE YAOUNDE VII COUNCIL

Council data	Estimates	Data sources
Council name	Yaounde VII	
Year	2021	
Population size in the Council	181 593	Target populations Ministry of Health 2021
Of Yaounde population, % living in Council	5,3	
HIV seropositivity	5,3%	Routine data 2021
Number of People living with HIV in the Council	1 755	Naomi 2021
Of all PLHIV in Yaounde, % living in Council	2,1%	Naomi 2021
Number of youth (15-24 yrs) living with HIV	128	Naomi 2021
Number of children (0-14 yrs) living with HIV	83	Naomi 2021
Number of new HIV infections (total) per year (latest estimate)	37	Naomi 2021
Number of AIDS related deaths (total) per year (latest estimate)	385	District Estimate Tool 2018

