

HIV in Maputo, Mozambique

August 2021

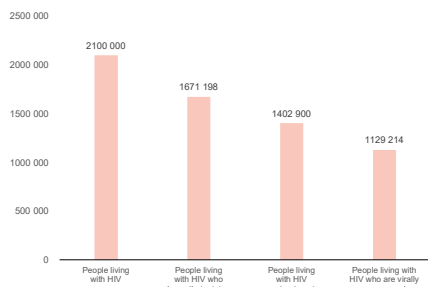
Mozambique



Maputo

Background Information – Country

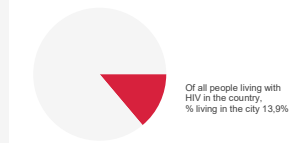
Progress towards 90-90-90 (all ages), country **80-84-80**



- Population country (all ages) 30,9 million
- HIV prevalence country (15+ years) 11.30%
- HIV incidence country per 1000 population (all ages) 5.83
- HIV new infections country (all ages) 38 000
- AIDS-related deaths country (all ages) 38 000

Background Information – City

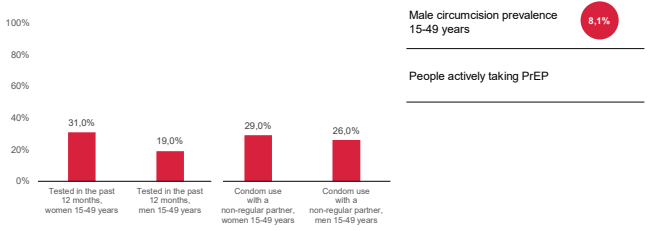
- Population city (all ages) 1,1 million
- Of country population, % living in the city 4%



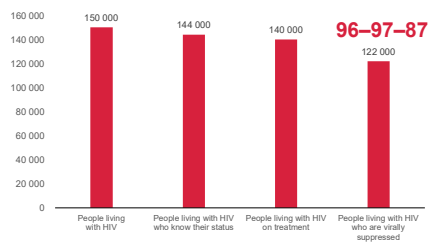
Epidemiology

- HIV prevalence (15+ years) 17.5%
- HIV incidence per 1000 population (all ages) 4.20
- HIV new infections (all ages) 2900
- Vertical transmission rate 8.1%
- Coverage of prevention of vertical transmission 95.0%
- AIDS-related deaths (all ages) 2300

HIV Prevention



Progress towards 90-90-90 (all ages), city



Recent Achievements

Differentiated care models to improve retention were identified as a best practice and from January to August 2020, the proportion of patients retained in care increased from 69% to 93%.

Implementation of adherence clubs has been successful and demonstrated that patients with a history of HIV treatment failure can be successfully retained in care and have high viral suppression rate when enrolled in adherence clubs.

The level of awareness among health care providers regarding HIV related stigma has increased due to FTC training activities (online and in person) and the introduction of online modules.

Challenges

Due to the COVID-19 pandemic, some services for PLHIV were interrupted, including community level counseling and testing and household follow up visits.

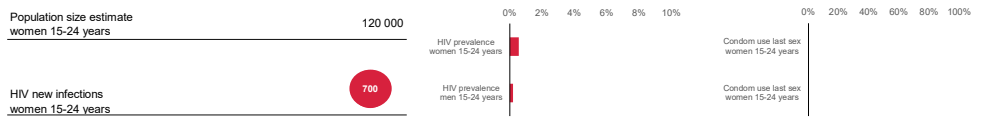
Although harm reduction interventions have been implemented for people who inject drugs, the full package is not yet available and no guidelines have been developed.

Legal barriers in the country include the criminalization of drug possession.

Key Populations

	Sex workers	Gay men and other men who have sex with men	Transgender people	People who inject drugs
Population size estimate				
HIV prevalence				
HIV testing (past year)				
People living with HIV on ART				
Condom use (last sex)				
				Safe injecting practices among people who inject drugs N/A
				Needles and syringes distributed per person who injects drugs N/A
				Coverage of opioid substitution therapy N/A

Young People



Violence

Intimate partner violence (physical, sexual, emotional) ever experienced, women 15-49 years **N/A**

Priority Actions

Development of data systems that will allow for analysis of individual linkages of people to care across health facilities, including those facilities that are outside of the city.

Focus on HIV testing for young men, who are lagging behind with regard to HIV service uptake.

There is a need for a functional and ongoing plans to prevent and control infections (COVID-19 and other infections) in the health facility environment.

Data Sources: UN World Population Prospects 2019 (2020 estimate); UNAIDS HIV estimates 2021 (2020 data); Maputo 2020-2021 census projections (2020 data); Spectrum draft estimates 2021 (2020 data); Mozambique AIDS Indicator Survey 2015; GAM 2020 (2019 data); Naomii Spectrum 2020.

For more information, visit unaids.org/cities

Contact Information: Marta Bazima, Community Support Adviser, bazimam@unaids.org

